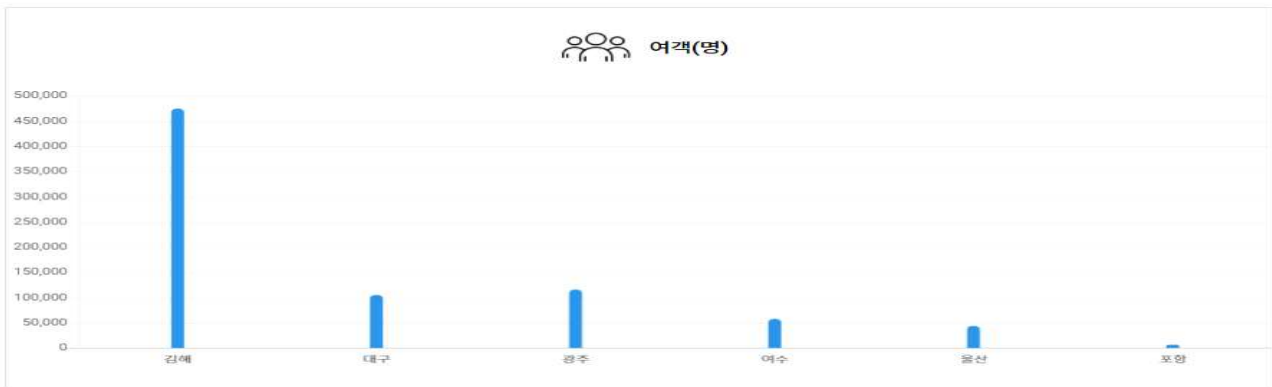


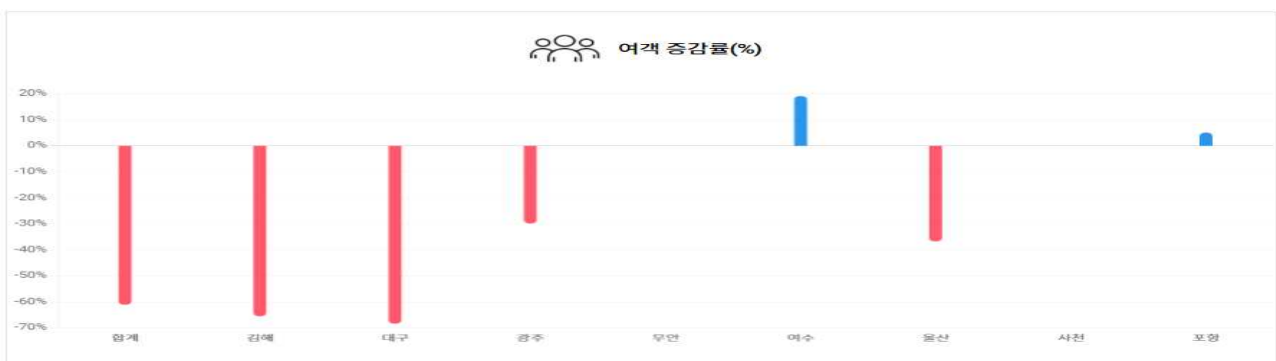
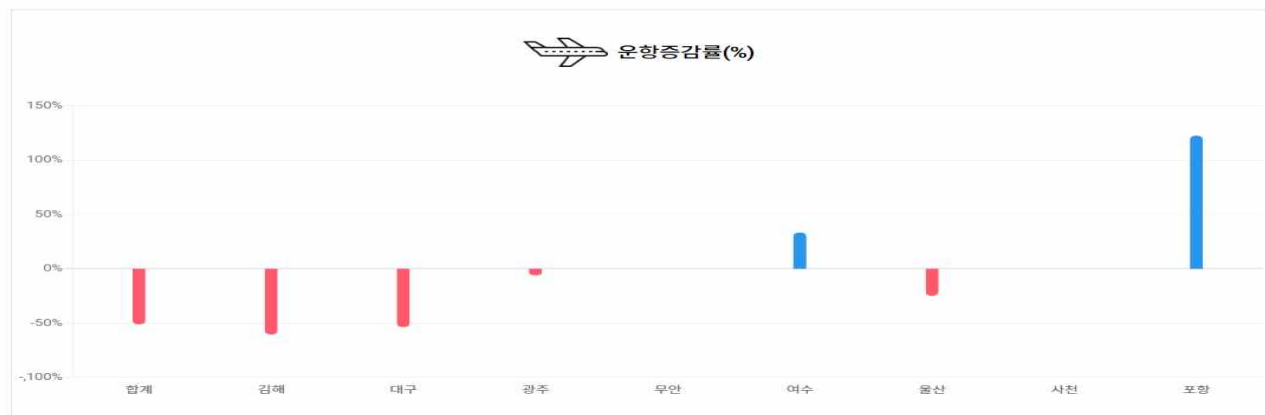
## □ 운항

공항명	운항(편)			여객(명)			화물(톤)		
	도착	출발	계	도착	출발	계	도착	출발	계
김해	1,761	1,759	3,520	239,724	236,020	475,744	1,261.9	1,223.6	2,485.5
대구	502	506	1,008	53,371	52,840	106,211	338.3	312.2	650.5
광주	554	554	1,108	58,614	58,062	116,676	248.5	225.2	473.7
여수	287	287	574	29,254	29,222	58,476	82.8	77.6	160.4
울산	213	213	426	22,325	22,198	44,523	60.4	61.3	121.8
포항	69	69	138	3,339	3,483	6,822	16.5	15.9	32.4
합계	3,386	3,388	6,774	406,627	401,825	808,452	2,008.4	1,915.8	3,924.2



## □ 공항별

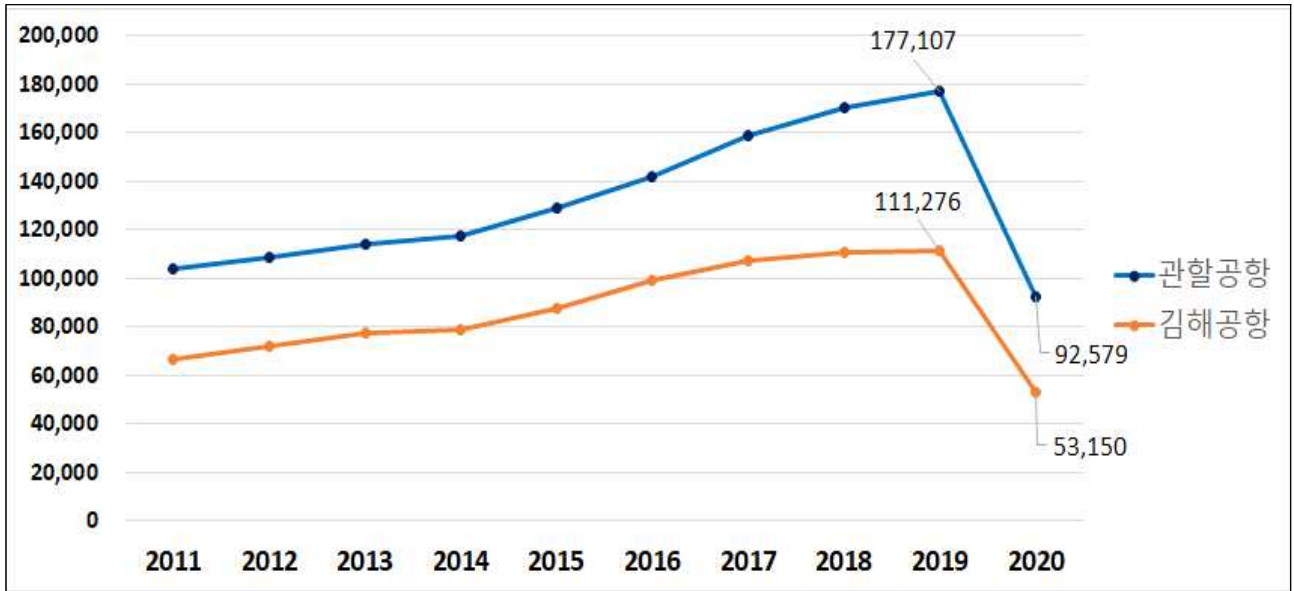
공항명	운항(편)			여객(명)			화물(톤)		
	전년	금년	증감률(%)	전년	금년	증감률(%)	전년	금년	증감률(%)
김해	8,920	3,520	-60.5	1,381,335	475,744	-65.6	14,052.4	2,485.5	-82.3
대구	2,178	1,008	-53.7	335,686	106,211	-68.4	2,493.4	650.5	-73.9
광주	1,178	1,108	-5.9	166,348	116,676	-29.9	747	473.7	-36.6
무안	365	0	0	53,345	0	0	481.3	0	0
여수	430	574	33.5	49,069	58,476	19.2	214.4	160.4	-25.2
울산	568	426	-25	70,464	44,523	-36.8	346.7	121.8	-64.9
사천	168	0	0	17,452	0	0	69.5	0	0
포항	62	138	122.6	6,487	6,822	5.2	35	32.4	-7.3
합계	13,869	6,774	-51.2	2,080,186	808,452	-61.1	18,439.8	3,924.2	-78.7



## □ 운항

[단위 : 편]

운항	2011	2012	2013	2014	2015	2016	2017	2018	2019	2020
김해공항	66,525	71,713	77,665	78,646	87,709	99,358	107,363	110,924	111,276	53,150
관할공항	103,956	108,547	114,173	117,424	129,000	142,011	159,003	170,534	177,107	92,579



## □ 여객

[단위 : 명]

여객	2011	2012	2013	2014	2015	2016	2017	2018	2019	2020
김해공항	8,749,153	9,196,090	9,671,381	10,378,866	12,382,150	14,900,815	16,403,541	17,064,613	16,931,023	7,235,652
관할공항	13,020,152	13,334,990	13,525,161	14,692,737	17,438,090	20,637,043	23,648,876	25,330,775	26,257,575	12,119,137

